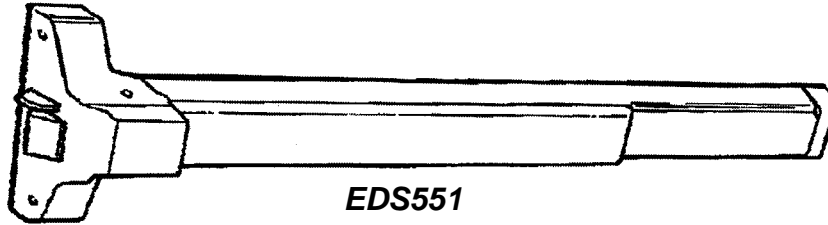


EXIT DEVICE



EDS551

Heavy Duty Commercial Rim Exit Device

TA Product #	Description	AL, DU	32D
ED501	Rim Exit, 3'-0" Door	\$127.00	n/a
ED501XL	Rim Exit, 4'-0" Door	\$138.00	n/a
EDS551	Rim Exit, 3'-0" Door	n/a	\$212.00
EDF501	Fire Listed Rim Exit, 3'-0" Door	\$160.00	n/a
EDVR531	Vertical Rod Exit, 3'-0"x7'-0" Door	\$212.00	n/a
EDFVR531	Fire Listed Vertical Rod, 3'-0"x7'-0"	\$254.00	n/a

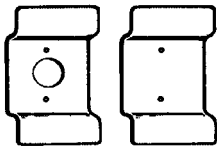
Notes

Exit for 3'-0" door actual size is 32-3/4" for a minimum stile of 3"

Exit for 4'-0" door actual size is 44-3/4" for a minimum stile of 3"

All exit devices are listed for egress

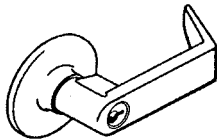
Exit Device Trim



Pull Trim

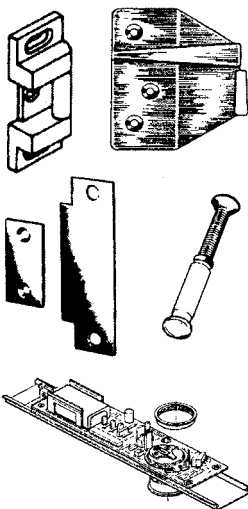
ET-PP05	Pull with Cylinder Hole ()	\$26.00
ET-PP06	Pull Only	\$16.00

Lever Trim



TA Product #	Description	26D	10B
ET-LHL510	Passage Function Lever	\$70.00	\$80.00
ET-LHL500	Entrance Function Lever	\$70.00	\$80.00
ET-LHL580	Storeroom Function Lever	\$70.00	\$80.00

Exit Device Parts



TA Product #	Description	AL, DU	N/F
PED-531EXT	12" Vertical xtension	\$11.00	n/a
PED-FP161	Latch Filler Plate 1-1/8x2-1/4	n/a	\$1.50
PED-FPANSI	ANSI Strike Filler Plate 1-1/4"x4-7/8"	n/a	\$2.00
PED-MP161	2-1/8" Bore Mounting Plate	n/a	\$2.00
PED-PS01	Standard Rim Latch Strike	n/a	\$10.00
PED-PS03	Standard VR Top Latch Strike	n/a	\$3.00
PED-S09	Overlapping Strike	n/a	\$7.50
PED-PS11	Standard VR Bottom Strike	n/a	\$7.50
PED-SS01	Shim for Standard Rim Strike	n/a	\$5.00
PED-SNB	Sex Nut 1-5/8" (Set of 4)	\$1.00	n/a
PED-EAK500	Alarm Kit (Cylinder NOT Included)	\$80.00	n/a

N/F - No Finish. Some products are not exposed or are primed for painting. These parts are appropriately coated or primed to exceed industry standard.