



DOOR HARDWARE PRICE BOOK

Enclosed is your new November 2009 price book

Please note the following changes:

- New lower prices on kick plates!
- New lower prices on SH436, SH438, SH401, and SH406 stops!

And we are very excited to announce:

- Our new line of non handed mortise locks, available in three designs (03, 06, 17) , three finishes (10B, 26, 26D) . In both sectional and escutcheon trim.
- Note: Our first shipment will arrive February 2010

Southern California Hardware Call Center:

Phone (909) 581-7901

Fax (909) 581-7970

Northern California Hardware Call Center:

Phone (916) 379-4270

Fax (916) 379-4287



DOOR HARDWARE

www.tahardware.com

PRICE BOOK INDEX

MORTISE LOCKSETS	3
LOCKSETS	4-5
EXIT DEVICE	6
KEYING	7
CLOSERS	8-9
COMMERCIAL HINGES	10-12
GENERAL HARDWARE	13-15
CREDIT APPLICATION	16
TERMS OF SALE	17



DOOR HARDWARE
www.tahardware.com

MORTISE LOCKSETS



Sectional Trim 06,17,03

Model Number	ANSI code	Function	10B	26	26D
ML9010	F01	Passage	\$225	\$210	\$197
ML9040	F19	Privacy	\$272	\$245	\$231
ML9050	F04	Office	\$306	\$279	\$264
ML9070	F05	Classroom	\$306	\$279	\$264
ML9453	F20	Entry	\$326	\$299	\$286
ML9080	F07	Storeroom	\$306	\$279	\$264

Escutcheon Trim with 06,17,03

Model Number	ANSI code	Function	10B	26	26D
ML9010	F01	Passage	\$252	\$238	\$225
ML9040	F19	Privacy	\$299	\$272	\$259
ML9050	F04	Office	\$326	\$313	\$292
ML9070	F05	Classroom	\$326	\$313	\$292
ML9453	F20	Entry	\$340	\$326	\$306
ML9080	F07	Storeroom	\$326	\$313	\$292

Note:

For all keyed locks, deduct \$10 list for less cylinder

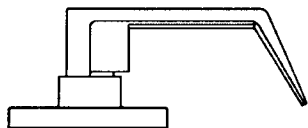
For CLUTCH features add \$30 List

Other functions and finishes available on special order basis

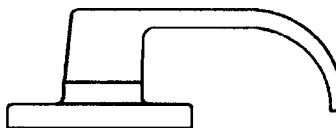


DOOR HARDWARE
www.tahardware.com

LOCKSETS



Saturn Lever



Sparta Lever

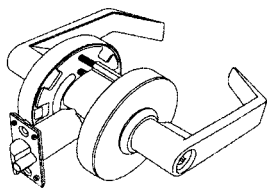
LHV- Heavy Duty Commercial Grade 1 Cylindrical Lever Locks

TA Product #	Function	10B SAT only	26D
LHV10SAT (SPA)	Passage	\$123.00	\$116.00
LHV40SAT (SPA)	Privacy	\$139.00	\$132.00
LHV53SAT (SPA)	Entrance	\$147.00	\$138.00
LHV70SAT (SPA)	Classroom	\$147.00	\$138.00
LHV80SAT (SPA)	Storeroom	\$147.00	\$138.00
LHV170SAT (SPA)	Dummy	\$44.00	\$37.00

CL- Clutch or Free wheeling Locked Lever-(available 26D finish only) **ADD \$ 10.00**

IC- Interchangeable Core Lever **ADD No charge**

No Charge to switch 2-3/8" BS for 2-3/4" BS



ALHV The "Protector" Heavy Duty Grade 1 Cylindrical Lever Lock

TA Part number	Function	26D
ALHV53SAT	Entry	\$240
ALHV80SAT	Storeroom	\$240
ALHV73SAT	Corridor	\$240



Saturn design only

LSV- Standard Duty Commercial Grade 2 Cylindrical Lever Locks

TA Product #	Function	26D	3, 10B, 15, 26
LSV10SAT or SPA	Passage	\$65.00	\$72.00
LSV20SAT	Exit Lock (Only in 26D & 10B)	\$65.00	\$72.00
LSV40SAT or SPA	Privacy	\$67.00	\$76.00
LSV53SAT or SPA	Entrance	\$81.00	\$86.00
LSV70SAT or SPA	Classroom	\$81.00	\$86.00
LSV80SAT or SPA	Storeroom	\$81.00	\$86.00
LSV170SAT or SPA	Dummy	\$22.00	\$26.00

Options Stocked In 26D Finished Product Only

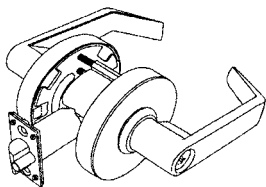
CL- Clutch or Free wheeling Locked Lever **ADD \$ 10.00**

IC- Interchangeable Core Lever **ADD No charge**

LSV53 SAT 26D available MKD **ADD \$2.50**

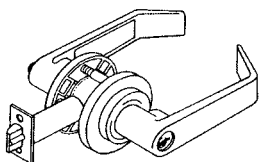
SPA Lever Design not Stocked US3, US15

No Charge to switch 2-3/8" BS for 2-3/4" BS



LDV - Medium Duty Commercial Grade 2 Cylindrical Lever Locks

TA Product #	Function	26D
LDV10SAT or SPA	Passage	\$48.00
LDV20SAT	Exit Lock	\$48.00
LDV40SAT or SPA	Privacy	\$51.00
LDV53SAT or SPA	Entrance	\$61.00
LDV70SAT or SPA	Classroom	\$61.00
LDV80SAT or SPA	Storeroom	\$61.00
LDV170SAT or SPA	Dummy	\$22.00



SIL- Simultaneous Retraction Interconnected Grade 2 lock

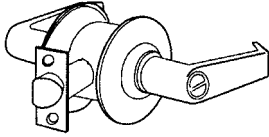
TA Product #	Function	26D	10B
SIL10SAT or SPA	Passage	\$125.00	\$135.00
SIL53SAT or SPA	Entrance	\$135.00	\$145.00

SIL Stocked With Spa Lever in 26D Finish Only



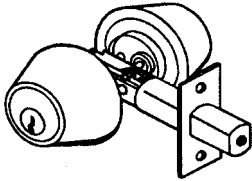
DOOR HARDWARE
www.tahardware.com

LOCKSETS



ECL- Residential Grade 3 Cylindrical Lever Latchset

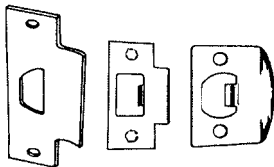
TA Product #	Function	3,26D	10B
ECL10LEV	Passage	\$27.00	\$32.00
ECL40LEV	Privacy	\$27.00	\$32.00
ECL170LEV	Dummy	\$13.00	\$15.00



DB200 - Solid Brass Grade 2 Commercial Standard Duty Deadbolts


TA Product #	Function	3, 10B	26D	32D
DB251	Single Cylinder and Turn	\$32.00	\$29.00	\$27.00
DB251IC	IC - Single Cylinder and Turn	N/A	\$29.00	\$27.00
DB260	Double Cylinder and Turn	N/A	N/A	\$37.00
DB280	Single Side Bolt	\$16.00	N/A	\$14.00
DB290	Single Side Bolt with Plate	\$18.00	N/A	\$16.00

LOCKSET PARTS



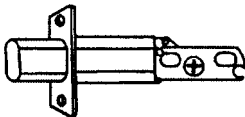
Strikes

TA Product #	Function	26D or 32D	3, 10B
PLK-ASA	ASA 4-7/8x1-1/4 Strike	\$3.70	\$3.70
PLK-FL	Full Lip	\$1.60	\$1.60
PLK-T3	"T" Strike	\$2.10	\$2.10
PDB-S3	Deadbolt Strike	\$1.35	\$1.35



Spring and Dead Latches

PLHV-DL234(238)	LHV Dead Latch 2-3/8 or 2-3/4 BS	\$14.00	N/A
PLHV-SL234(238)	LHV Spring Latch 2-3/8 or 2-3/4 BS	\$14.00	N/A
PLSV-DL234(238)	LSV Dead Latch 2-3/8 or 2-3/4 BS	\$11.00	\$11.00
PLSV-SL234(238)	LSV Spring Latch 2-3/8 or 2-3/4 BS	\$11.00	\$11.00
PLSV-DL234(238)-1	LSV Dead Latch 1" Face x 2-3/8 or 2-3/4 BS	\$17.50	\$17.50
PLDV-DL234(238)	LDV Dead Latch 2-3/8 or 2-3/4 BS	\$11.00	\$11.00
PLDV-SL234(238)	LDV Spring Latch 2-3/8 or 2-3/4 BS	\$11.00	N/A
PECL-SL234(238)	ECL Spring Latch 2-3/8 or 2-3/4 BS	\$5.00	\$5.00



Deadbolt Parts

PDB-B234(238)	DB - 2-3/8 or 2-3/4 Bolt for Deadbolt	\$4.25	\$4.25
PDB-AR	DB- Adapter Ring for 2-1/8 hole	\$1.00	\$1.00
PDB-SP	DB - Single Cylinder Screw Pack	\$1.00	\$1.00
PDB2-SP	DB - Double Cylinder Screw Pack	\$1.00	\$1.00

Screw Packs

PLHV-SP	LHV - Screw Pack	\$1.50	N/A
PLSV-SP	LSV - Screw Pack	\$1.50	\$1.50
PLDV-SP	LDV - Screw Pack	\$1.50	\$1.50
PEHV-SP	ECL - Screw Pack	\$1.50	\$1.50
PSIL-SP	LHV - Screw Pack	\$1.50	\$1.50
PLSV-SP	LHV - Screw Pack	\$1.50	N/A

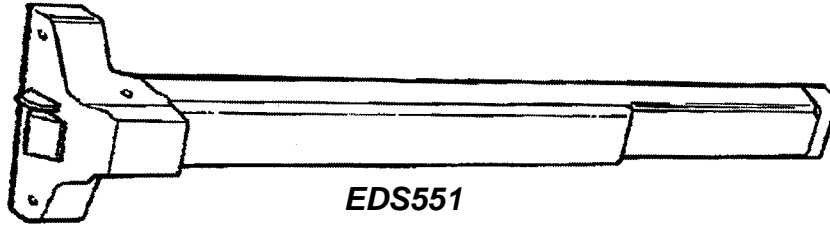
Miscellaneous Parts

PLSV-EXT5	LSV - 5" Extension (not 26D)	\$4.00	N/A
-----------	------------------------------	--------	-----



DOOR HARDWARE
www.tahardware.com

EXIT DEVICE



EDS551

Heavy Duty Commercial Rim Exit Device

TA Product #	Description	AL, DU	32D
ED501	Rim Exit, 3'-0" Door	\$127.00	n/a
ED501XL	Rim Exit, 4'-0" Door	\$138.00	n/a
EDS551	Rim Exit, 3'-0" Door	n/a	\$212.00
EDF501	Fire Listed Rim Exit, 3'-0" Door	\$160.00	n/a
EDVR531	Vertical Rod Exit, 3'-0"x7'-0" Door	\$212.00	n/a
EDFVR531	Fire Listed Vertical Rod, 3'-0"x7'-0"	\$254.00	n/a

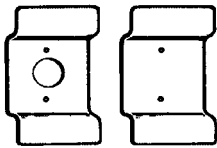
Notes

Exit for 3'-0" door actual size is 32-3/4" for a minimum stile of 3"

Exit for 4'-0" door actual size is 44-3/4" for a minimum stile of 3"

All exit devices are listed for egress

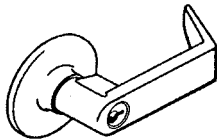
Exit Device Trim



Pull Trim

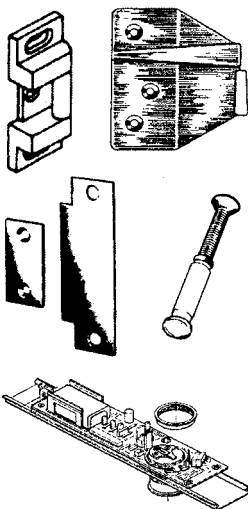
TA Product #	Description	Price
ET-PP05	Pull with Cylinder Hole ()	\$26.00
ET-PP06	Pull Only	\$16.00

Lever Trim



TA Product #	Description	26D	10B
ET-LHL510	Passage Function Lever	\$70.00	\$80.00
ET-LHL500	Entrance Function Lever	\$70.00	\$80.00
ET-LHL580	Storeroom Function Lever	\$70.00	\$80.00

Exit Device Parts



TA Product #	Description	AL, DU	N/F
PED-531EXT	12" Vertical xtension	\$11.00	n/a
PED-FP161	Latch Filler Plate 1-1/8x2-1/4	n/a	\$1.50
PED-FPANSI	ANSI Strike Filler Plate 1-1/4"x4-7/8"	n/a	\$2.00
PED-MP161	2-1/8" Bore Mounting Plate	n/a	\$2.00
PED-PS01	Standard Rim Latch Strike	n/a	\$10.00
PED-PS03	Standard VR Top Latch Strike	n/a	\$3.00
PED-S09	Overlapping Strike	n/a	\$7.50
PED-PS11	Standard VR Bottom Strike	n/a	\$7.50
PED-SS01	Shim for Standard Rim Strike	n/a	\$5.00
PED-SNB	Sex Nut 1-5/8" (Set of 4)	\$1.00	n/a
PED-EAK500	Alarm Kit (Cylinder NOT Included)	\$80.00	n/a

N/F - No Finish. Some products are not exposed or are primed for painting. These parts are appropriately coated or primed to exceed industry standard.

KEYING

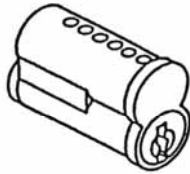
Commercial Keying Charges



TA Product #	Description	
LBR100	KA - Keyed Alike	\$9.00
LBR200	MK - Master Keying	\$11.00
LBR300	Cut Key Charge	\$3.00
LBR400	Key Stamping Charge	\$2.00
LBR500	Commercial Lost Ball	\$12.50

Keying charge includes **TWO** keys per charge.
Master Key **NOT** included

Interchangeable Core Keying Charges



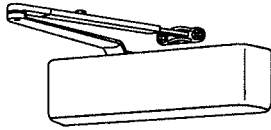
TA Product #	Description	
LBR600	IC Keying Charge	\$13.00
LBR300	Cut Key Charge	\$3.00
LBR400	Key Stamping charge	\$2/00

Residential Keying Charges

TA Product #	Description	
LBR100RES	Key alike charge residential	\$4.50
LBR200RES	Master key charge residential	\$7.00
LBR300RES	Cut Key charge residential	\$2.00
LBR400RES	Stamping charge residential	\$2.00
LBR500RES	Construction key charge residential	\$5.00

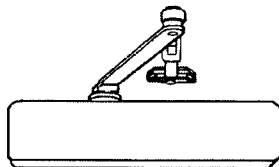
Keying charge includes **TWO** keys per charge.
Master Key **NOT** included

CLOSERS



DC40 - Extra Heavy Duty Commercial Closer Grade 1

TA Product #	Description	AL, DU	3, 26
DC40	Standard Arm Tri-Packed, Available in GD	\$138.00	\$230.00
DC40DA	Delay Action - Standard Arm	\$148.00	n/a
DC40HO	Friction Hold Open Arm	\$158.00	n/a
DC40CUSH	CUSH Parallel Arm	\$158.00	n/a
DC40HCUSH	Hold Open Cush Parallel Arm	\$168.00	n/a
DC40 EDA	Extra Duty Arm	\$148.00	n/a
DC40HO EDA	Hold Open Extra Duty Arm	\$158.00	n/a



DC70 - Heavy Duty Commercial Closer Grade 1

TA Product #	Description	AL, DU	Gold	3, 26, 15
DC70	Standard Arm Tri-Packed, Available in GD	\$95.00	\$95.00	\$200.00
DC70DA	Delay Action - Standard Arm	\$100.00		n/a
DC70HO	Friction Hold Open Arm, Available in GD	\$105.00	\$105.00	n/a
DC70CUSH	CUSH Parallel Arm	\$135.00		n/a
DC70HCUSH	Hold Open Cush Parallel Arm	\$145.00		n/a

BF (suffix) - Barrier Free Spring Size 1 - 4

n/c



DC851—Heavy Duty Commercial Closer Grade 1

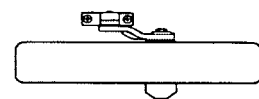
TA Product #	Description	AL, DU	3, 26, 15
DC851	Standard Arm Tri-Packed	\$95.00	n/a
DC851DA	Delayed Action, Standard Arm	\$100.00	n/a
DC851HO	Hold Open Arm	\$113.00	n/a
DC851CUSH	Cush Arm	\$130.00	n/a

Note all DC851 closers sized 1-6

DC851 closer available with Slim Line Cover

n/c

DC90 - Standard Duty Commercial Closer Grade 2

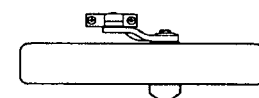


TA Product #	Description	AL, DU
DC90	Standard Arm Tri-Packed	\$80.00

BF (suffix) - Barrier Free Spring Size 1 - 4

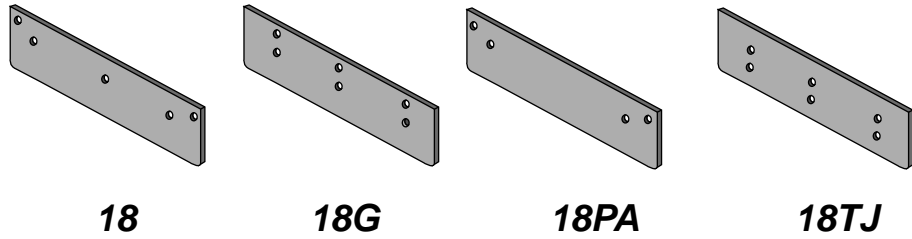
n/c

DC50 - Economy Sized Commercial Closer Grade 2



TA Product #	Description	AL, DU, GD
DC53	Standard Arm Tri-Packed	\$52.00
DC54	Delay Action - Standard Arm	\$57.00
DC54BC	Friction Hold Open Arm	\$62.00

CLOSERS PARTS



DC40 Mounting Plates

TA Product #	Description	AL, DU
PDC4018	Pull Side Mount Drop Plate	\$24.00
PDC4018G	Top Jamb Mount Drop Plate	\$24.00
PDC4018PA	Parallel Arm Mount Drop Plate	\$24.00
PDC4018TJ	Top Jamb Mount Back Plate	\$24.00

DC70 Mounting Plates

TA Product #	Description	AL, DU
PDC7018	Pull Side Mount Drop Plate	\$24.00
PDC7018TJ	Top Jamb Mount Back Plate	\$24.00

DC851 Mounting Plates

TA Product #	Description	AL, DU
PDC851-3146	Pull Side Door Jamb L/Cover Or Push Side Top Jamb L/covers	\$24.00
PDC851-3148	Push Side Top Jamb w/Cover	\$24.00
PDC851-3546	Pull Side Door Jamb w/Cover	\$24.00
PDC851-3548	Push Side Door Mount w/covers	\$24.00

Parallel Brackets

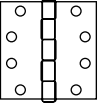
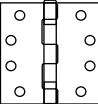
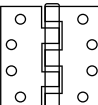
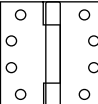
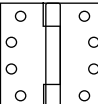
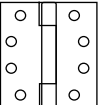
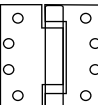
TA Product #	Description	AL, DU
PDC40PA	Parallel Bracket for DC40	\$6.00
PDC70PA	Parallel Bracket for DC70	\$3.50
PDC90PA	Parallel Bracket for DC90	\$3.50
PDC50PA	Parallel Bracket for DC50	\$3.50

Screw Packs

TA Product #	Description	AL, DU
PDC40FP	Fastener Pack for DC40	\$4.00
PDC7018	Fastener Pack for DC70	\$2.00
PDC9018	Fastener Pack for DC90	\$1.50
PDC5018	Fastener Pack for DC50	\$1.50
PDC-SNB	Sex Nut 1-5/8"	\$2.50

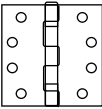
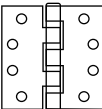
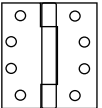
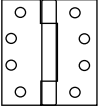
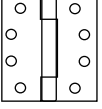
HINGES - Steel Base Metal

Commercial Hinges

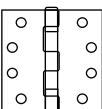
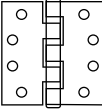
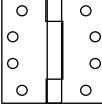
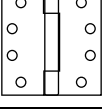
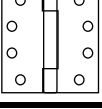
 <p>DH179 Standard Weight 5 Knuckle Plain Bearing .134 thickness</p>	Finish	4 x 4	4.5 x 4	4.5 x 4.5	5 x 4.5
	P	\$3.00		\$3.50	
	WHT	\$3.50		\$4.50	
	3	\$6.00	\$6.00	\$7.00	
	4	\$4.25	\$4.25	\$5.25	
	10B	\$5.00		\$6.00	
	15	\$5.00		\$6.00	
	15A	\$5.00		\$6.00	
	26	\$6.00	\$6.00	\$7.00	
	26D	\$3.50		\$4.00	
 <p>DHBB179 Standard Weight 5 Knuckle Ball Bearing .134 thickness</p>	Finish	4 x 4	4.5 x 4	4.5 x 4.5	5 x 4.5
	P	\$4.00		\$4.50	
	L2			\$5.75	
	LS			\$5.75	
	WHT	\$4.50		\$5.50	
	3	\$7.00	\$7.00	\$8.00	\$11.00
	4	\$5.25	\$5.25	\$6.25	
	10B	\$6.00	\$7.00	\$7.00	\$10.00
	15	\$6.00		\$7.00	
	15A	\$6.00		\$7.00	
26	\$7.00		\$8.00	\$11.00	
26D	\$4.50		\$5.00	\$9.50	
 <p>DHBB168 Heavy Weight 5 Knuckle Ball Bearing .180 thickness</p>	Finish	4 x 4	4.5 x 4	4.5 x 4.5	5 x 4.5
	3			\$18.00	\$21.00
	10B			\$17.00	\$20.00
	26D			\$16.00	\$19.50
 <p>DHC700 Standard Weight 3 Knuckle Plain Bearing .134 thickness</p>	Finish	4 x 4	4.5 x 4	4.5 x 4.5	5 x 4.5
	10B			\$8.00	\$11.00
	26D			\$7.50	\$10.50
 <p>DHCB700 Standard Weight 3 Knuckle Ball Bearing .134 thickness</p>	Finish	4 x 4	4.5 x 4	4.5 x 4.5	5 x 4.5
	10B			\$9.00	\$12.00
	26D			\$8.50	\$11.50
 <p>DHCB800 Heavy Weight 3 Knuckle Ball Bearing .180 thickness</p>	Finish	4 x 4	4.5 x 4	4.5 x 4.5	5 x 4.5
	10B			\$19.00	\$22.00
	26D			\$18.50	\$21.00
 <p>DHSP179 Standard Weight Spring .134 thickness</p>	Finish	4 x 4	4.5 x 4	4.5 x 4.5	5 x 4.5
	WHT			\$11.00	
	3			\$13.00	
	4			\$13.00	
	10B			\$13.00	
	15			\$13.00	
	15A			\$13.00	
	26			\$14.00	
26D			\$12.25		
ADD for NRP - Non Removable Pin					\$1.00

HINGES - Brass Base Metal

Commercial Hinges

	DHBB179BR Standard Weight 3 Knuckle Plain Bearing .134 thickness	Finish	4 x 4	4.5 x 4	4.5 x 4.5	5 x 4.5
		10B			\$24.00	\$27.00
		26D			\$23.50	\$26.50
	DHBB168BR Heavy Weight 5 Knuckle Ball Bearing .180 thickness	Finish	4 x 4	4.5 x 4	4.5 x 4.5	5 x 4.5
		3			\$35.00	\$39.00
		10B			\$34.00	\$37.00
		26D			\$33.50	\$36.50
	DHC700BR Standard Weight 3 Knuckle Plain Bearing .134 thickness	Finish	4 x 4	4.5 x 4	4.5 x 4.5	5 x 4.5
		10B			\$25.00	\$28.00
		26D			\$24.50	\$27.50
	DHCB700BR Standard Weight 3 Knuckle Ball Bearing .180 thickness	Finish	4 x 4	4.5 x 4	4.5 x 4.5	5 x 4.5
		10B			\$26.00	\$29.00
		26D			\$25.50	\$28.50
	DHCB800BR Heavy Weight 3 Knuckle Ball Bearing .180thickness	Finish	4 x 4	4.5 x 4	4.5 x 4.5	5 x 4.5
		10B			\$36.00	\$39.00
		26D			\$35.50	\$38.50

STAINLESS STEEL Base Metal

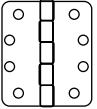
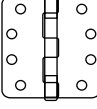
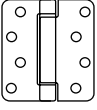
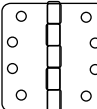
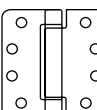
	DHBB179SS Standard Weight 3 Knuckle Ball Bearing .134 thickness	Finish	4 x 4	4.5 x 4	4.5 x 4.5	5 x 4.5
		32D			\$23.00	\$26.00
	DHBB168SS Heavy Weight 5 Knuckle Ball Bearing .180thickness	Finish	4 x 4	4.5 x 4	4.5 x 4.5	5 x 4.5
		32D			\$33.00	\$36.00
	DHC700SS Standard Weight 3 Knuckle Plain Bearing .134 thickness	Finish	4 x 4	4.5 x 4	4.5 x 4.5	5 x 4.5
		32D			\$24.00	\$27.00
	DHCB700SS Standard Weight 3 Knuckle Ball Bearing .134 thickness	Finish	4 x 4	4.5 x 4	4.5 x 4.5	5 x 4.5
		32D			\$25.00	\$28.00
	DHCB800SS Heavy Weight 3 Knuckle Ball Bearing .180 thickness	Finish	4 x 4	4.5 x 4	4.5 x 4.5	5 x 4.5
		32D			\$40.00	\$43.00
ADD for NRP - Non Removable Pin						\$1.00



DOOR HARDWARE
www.tahardware.com

HINGES - Radius Corner

Commercial Hinges

 <p>DHRC179 1/4" Radius, Standard Weight 5 Knuckle Plain Bearing .129 thickness</p>	Finish	3.5 x 3.5	4 x 4	4.5 x 4	4.5 x 4.5
	3	\$7.00	\$7.00		
	4	\$5.25	\$5.25		
	10B	\$6.00	\$6.00		
	15	\$6.00	\$6.00		
	15A	\$6.00	\$6.00		
	26	\$7.00	\$7.00		
26D	\$5.50	\$5.50			
 <p>DHRCBB179 1/4" Radius, Standard Weight 5 Knuckle Ball Bearing .129 thickness</p>	Finish	3.5 x 3.5	4 x 4	4.5 x 4	4.5 x 4.5
	3		\$9.00		
	4		\$7.25		
	10B		\$8.00		
	15		\$8.00		
	15A		\$8.00		
	26		\$9.00		
26D		\$7.50			
 <p>DHRCSP179 1/4" Radius, Standard Weight Spring Ball Bearing Hinge .129 thickness</p>	Finish	3.5 x 3.5	4 x 4	4.5 x 4	4.5 x 4.5
	3		\$12.00		
	4		\$10.25		
	10B		\$11.00		
	15		\$11.00		
	15A		\$11.00		
	26		\$12.00		
26D		\$10.50			
 <p>DHTM214 1/4" Radius, Hinge, Template for Prefinished Hollow Metal Frames .085 thickness</p>	Finish	3.5 x 3.5	4 x 4	4.5 x 4	4.5 x 4.5
	10B	\$4.00	\$4.40		
	26D	\$3.50	\$3.90		
 <p>DHTS214 1/4" Radius, Spring Hinge, Template for Prefinished Hollow Metal Frames .097 thickness</p>	Finish	3.5 x 3.5	4 x 4	4.5 x 4	4.5 x 4.5
	10B		\$9.00		
	26D		\$9.00		
ADD for NRP - Non Removable Pin (ONLY 4x4 available with NRP)					\$1.00

General Hardware



Kick, Push and Pull Plates (No Nickel)

TA Product #	Description	32D
KPN1234	12" x 34" Kick Plate	\$28.00
KPN1034	10" x 34" Kick Plate	\$22.00
KPN0834	8" x 34" Kick Plate	\$17.00
KPN4016	4" x 16" Push Plate	\$7.25
KPN4016R	4" x 16" Pull Plate	\$26.00



Magnetic Holders

TA Product #	Description	AL	DU
MH2100	MH 2100	\$150.00	\$150.00
PMH20050	Extension 1/2"	N/A	\$31.50
PMH20075	Extension 3/4"	N/A	\$31.50



ADA / Title 24 Signs



TA Product #	Description	Price
HS69R	6"x9" ADA Restroom	\$8.25
HS69M	6"x9" ADA Men	\$8.25
HS69W	6"x9" ADA Women	\$8.25
HS1M	12" Triangle, Title 24 Men	\$14.00
HS2W	12" Diam., Title 24 Women	\$14.00
HS3R	12" Diam., Title 24 Restroom	\$14.00
HS1346R	1-3/4" x 6", Title 24 Restroom	\$4.75
HS1346W	1-3/4" x 6", Title 24 Women	\$4.75
HS1346M	1-3/4" x 6", Title 24 Men	\$4.75

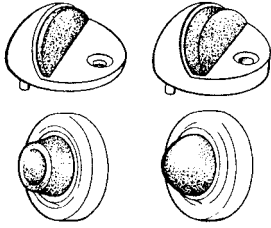


DOOR HARDWARE
www.tahardware.com

General Hardware

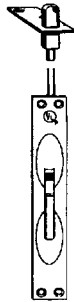
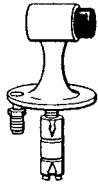
Roller Latch

TA Product #	DESCRIPTION	10B	26D
RL300	ROLLER LATCH	\$22.00	\$19.00
RL320	ROLLER LATCH	\$22.00	\$19.00



Stops and Holders

TA Product #	Description	3, 26, 26D	10B, 15
SH436	Low Dome Stop	\$3.75	\$4.00
SH438	High Dome Stop	\$3.75	\$4.00
SH401	Concave Wall Stop	\$3.00	\$3.25
SH406	Convex Wall Stop	\$3.00	\$3.25



TA Product #	Description	3, 26D	10B, 26
SH444	Floor Mounted Stops	\$12.00	\$13.00

TA Product #	Description	3	10B, 26D
SH1235BR	Drop Down Door Holder	\$10.00	\$11.00

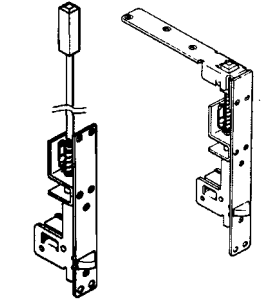
TA Product #	Description	AL, DU
SH1135	5" Drop Down Door Holder	\$6.00

Flush Bolts

TA Product #	Description	28	3, 10B, 15, 26, 26D
FB197	Manual Flush Bolt - Cast Brass	n/a	\$12.00
FB197AL	Manual Flush Bolts - Cast Alloy	\$8.00	n/a

General Hardware

Flush Bolts

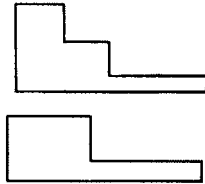


TA Product #	Description	3, 10B, 15, 26, 26D	
FBA 291	Automatic Flush Bolt for Wood Doors (set)	\$86.00	
FBA 292	Automatic Flush Bolt for Metal Doors (set)	\$86.00	

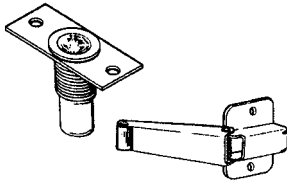
Coordinator and Accessories



TA Product #	Description	28	
COR60	42" COR and 18" FB for 60" Opening	\$65.00	
COR72	52" COR and 20" FB for 72" Opening	\$70.00	
COR84	84" COR and 32" FB for 84" Opening	\$70.00	
CORB18	18" Filler Bar	\$12.00	
CORB20	20" Filler Bar	\$12.00	
CORB32	32" Filler Bar	\$12.00	

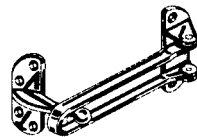


TA Product #	Description	BLK	
COR-MB434	Mounting Bracket 4-3/4" Min. Jamb	\$17.00	
COR-MB414	Mounting Bracket 4-1/4" Min. Jamb	\$17.00	




TA Product #	Description	26D	3, 10B, 26
DPS280	Dust Proof Strike	\$9.50	\$9.50
COR-CB100	Carry Bar	\$18.00	n/a

Door Guards



TA Product #	Description	3, 10B, 15, 15A, 26, 26D	
DG128	Door Guard - Cast Alloy	\$5.00	
DG128BR	Door Guard - Cast Brass	\$14.00	
DGDGS128	Shim for Door Guard (No Finish, BLK)	\$1.00	
DGDEP128	Door Edge Protector for Door Guard	\$1.65	


Viewers



TA Product #	Description	3	5, 10B, 15, 15A, 26, 26D
DV190	Viewer with 190 degree Viewing	\$2.50	\$2.75
DV3315	UL Listed with 200 degree Viewing	\$6.50	\$7.00

DV3310U	UL Listed With 180 Degree Viewing	\$6.25	\$6.50
DV3300	Viewer With 160 Degree Viewing	\$2.50	\$3.00

Ball Catches



TA Product #	Description	3	5, 15, 15A, 26,	10B
BC2945	Ball Catch - Round	\$2.75	\$3.00	\$3.25
BC2950	Ball Catch	\$2.75	\$3.00	\$3.25
BC2955	Roller Catch	\$2.75	\$3.00	\$3.25
BC2955T	Roller Catch T Strike	\$5.50	\$6.25	\$6.50



DOOR HARDWARE
www.tahardware.com